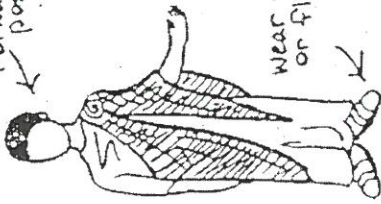


Costume Ideas:
Roman Day

Appendix G Roman Dress

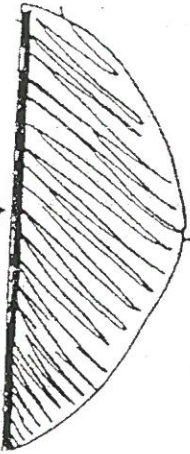
Comb hair forward if possible

Wear sandals or flip-flops



drape the toga over the shift and secure with a large button or brooch

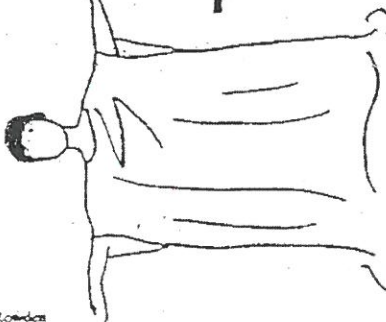
Step 4
Toga can be edged with braid, if a senator, it should be a purple stripe



cut a semicircular piece of fabric in the same or a contrasting color (this is the toga)

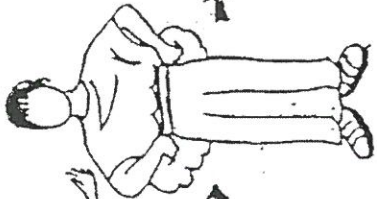
Male Roman Patrician

Step 1



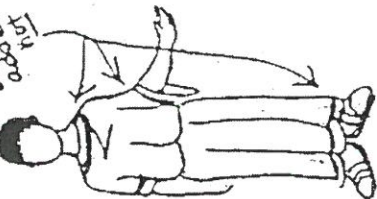
Very long, baggy shift in white or a solid color (old sheets would do)

Step 2



tie at waist so hem is at or just above ankles

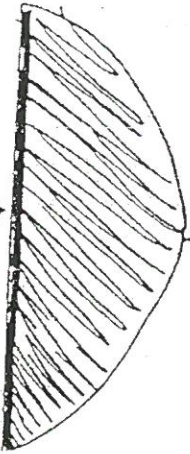
Step 3



blouse over the shift keeping hem at or just above the ankles

add a car or beads or a brooch

Step 4
Toga can be edged with braid, if a senator, it should be a purple stripe

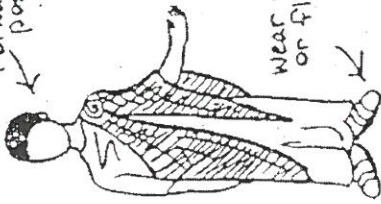


cut a semicircular piece of fabric in the same or a contrasting color (this is the toga)

drape the toga over the shift and secure with a large button or brooch

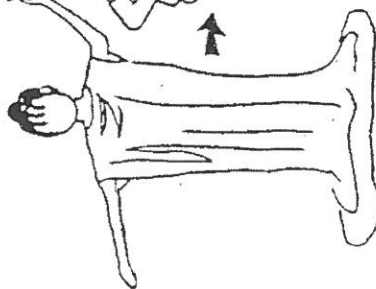
Comb hair forward if possible

Wear sandals or flip-flops



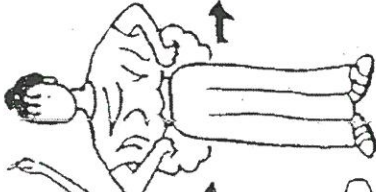
Female Roman Patrician (Suggestion)

Step 1



Very long, baggy shift in white or a solid color (old sheets would do)

Step 2



pull up high and tie off at waist

Step 3



let fabric drape and bag past the hips

Step 4

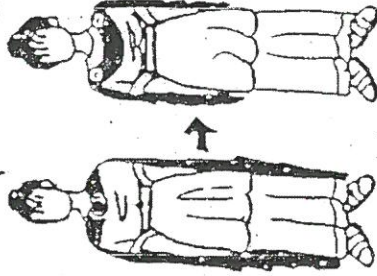


tie around body just below chest and blouse out

add or silver braid can be added or not


Female Patrician Suggestion 2

Suggestion front




drape a solid cloth of another color over the dress, secure it with large buttons or brooches; use one of the above ideas or make up your own!

Suggestion back



wear flat sandals or flip-flops

wear hair up, if possible



beads can be worn in hair

necklaces and bracelets can be worn